


Granny Square Crochet Pattern

Designer: Myfanwy aka Nuvofelt

UK Crochet Terms



Pattern generated with

CrochetStudio

You will need

Additional Details

Materials



A Hint of Silver (1807)
Stylecraft Special DK

51g



Duck Egg (1820)
Stylecraft Special DK

45g



Storm Blue (1722)
Stylecraft Special DK

54g



Powder Pink (1843)
Stylecraft Special DK

53g



Violet (1277)
Stylecraft Special DK

51g

Finished size is approx. 60cm x 84cm

** Size is based on a 4mm hook*

Tools

4mm hook

Yarn needle

Scissors

Square Arrangement

1	2	3	4	5
6	7	8	9	10
11	12	13	14	15
16	17	2	18	19
20	21	22	23	24
3	22	25	26	27
28	29	30	31	32



Square #1 x1

1. Violet
2. Powder Pink
3. A Hint of Silver
4. Storm Blue
5. Duck Egg




Square #2 x2

1. Duck Egg
2. Powder Pink
3. A Hint of Silver
4. Storm Blue
5. Violet




Square #3 x2

1. Duck Egg
2. Violet
3. Powder Pink
4. Storm Blue
5. A Hint of Silver



Square #4 x1

1. Storm Blue
2. Powder Pink
3. Duck Egg
4. A Hint of Silver
5. Violet




Square #5 x1

1. Violet
2. Duck Egg
3. A Hint of Silver
4. Powder Pink
5. Storm Blue



Square #6 x1

1. Duck Egg
2. Powder Pink
3. A Hint of Silver
4. Violet
5. Storm Blue



Square #7 x1

1. A Hint of Silver
2. Duck Egg
3. Storm Blue
4. Violet
5. Powder Pink



Square #8 x1

1. Powder Pink
2. A Hint of Silver
3. Violet
4. Storm Blue
5. Duck Egg





Square #9 x1

- 1. ■ Powder Pink 2. ■ Violet 3. ■ A Hint of Silver
- 4. ■ Duck Egg 5. ■ Storm Blue

Done



Square #10 x1

- 1. ■ A Hint of Silver 2. ■ Storm Blue 3. ■ Duck Egg
- 4. ■ Violet 5. ■ Powder Pink

Done



Square #11 x1

- 1. ■ Duck Egg 2. ■ A Hint of Silver 3. ■ Violet
- 4. ■ Storm Blue 5. ■ Powder Pink

Done



Square #12 x1

- 1. ■ Duck Egg 2. ■ A Hint of Silver 3. ■ Powder Pink
- 4. ■ Storm Blue 5. ■ Violet


Done



Square #13 x1

- 1. ■ Storm Blue 2. ■ Violet 3. ■ A Hint of Silver
- 4. ■ Duck Egg 5. ■ Powder Pink


Done



Square #14 x1

- 1. ■ Powder Pink 2. ■ Duck Egg 3. ■ Storm Blue
- 4. ■ Violet 5. ■ A Hint of Silver

Done



Square #15 x1

- 1. ■ Violet 2. ■ A Hint of Silver 3. ■ Powder Pink
- 4. ■ Duck Egg 5. ■ Storm Blue


Done








Square #16 x1

- 1. ■ Violet 2. ■ Powder Pink 3. ■ Storm Blue
- 4. ■ A Hint of Silver 5. ■ Duck Egg


Done








Square #17 x1

1.  Violet 2.  Storm Blue 3.  Powder Pink
4.  Duck Egg 5.  A Hint of Silver


Done








Square #18 x1

1.  A Hint of Silver 2.  Storm Blue 3.  Powder Pink
4.  Violet 5.  Duck Egg

Done





Square #19 x1

1.  Duck Egg 2.  Violet 3.  A Hint of Silver
4.  Storm Blue 5.  Powder Pink


Done








Square #20 x1

1.  Duck Egg 2.  Violet 3.  Powder Pink
4.  A Hint of Silver 5.  Storm Blue


Done








Square #21 x1

1.  Powder Pink 2.  Duck Egg 3.  A Hint of Silver
4.  Storm Blue 5.  Violet


Done








Square #22 x2

1.  Storm Blue 2.  A Hint of Silver 3.  Violet
4.  Powder Pink 5.  Duck Egg


Done








Square #23 x1

1.  Duck Egg 2.  A Hint of Silver 3.  Violet
4.  Powder Pink 5.  Storm Blue

Done



Square #24 x1

1.  Powder Pink 2.  Storm Blue 3.  Duck Egg
4.  A Hint of Silver 5.  Violet

Done



Square #25 x1

- 1. Storm Blue
- 2. Duck Egg
- 3. Powder Pink
- 4. Violet
- 5. A Hint of Silver

Done



Square #26 x1

- 1. Storm Blue
- 2. A Hint of Silver
- 3. Duck Egg
- 4. Powder Pink
- 5. Violet


Done



Square #27 x1

- 1. Violet
- 2. Powder Pink
- 3. Storm Blue
- 4. Duck Egg
- 5. A Hint of Silver

Done



Square #28 x1

- 1. Duck Egg
- 2. Storm Blue
- 3. A Hint of Silver
- 4. Powder Pink
- 5. Violet

Done



Square #29 x1

- 1. Violet
- 2. A Hint of Silver
- 3. Storm Blue
- 4. Duck Egg
- 5. Powder Pink


Done



Square #30 x1

- 1. Duck Egg
- 2. A Hint of Silver
- 3. Storm Blue
- 4. Powder Pink
- 5. Violet

Done



Square #31 x1

- 1. Duck Egg
- 2. Violet
- 3. A Hint of Silver
- 4. Powder Pink
- 5. Storm Blue

Done



Square #32 x1

- 1. Violet
- 2. Duck Egg
- 3. A Hint of Silver
- 4. Storm Blue
- 5. Powder Pink

Done

Crochet Instructions (with colour changes)

Round 1

Using 4mm hook and 1st colour, 3ch, ss into 1st ch to form a loop and 3ch (counts as 1st tr). 2tr into loop. *2ch, 3tr into loop.* Repeat from * to * twice more. 2ch, ss into 3rd ch of starting 3ch to join. Fasten off. Turn.

Round 2

Join next colour in any corner space. 3ch (counts as 1st tr) 2tr, 2ch, 3tr in same space to form corner. *3tr, 2ch, 3tr in next corner space.* Repeat from * to * twice more. ss into 3rd chain of starting 3ch to join. Fasten off. Turn.

Round 3

Join next colour in any corner space. 3ch (counts as 1st tr) 2tr, 2ch, 3tr in same space to form corner. 3 tr in the next space. *3tr, 2ch, 3tr in next corner space, 3tr in the next space.* Repeat from * to * twice more. ss into 3rd chain of starting 3ch to join. Fasten off. Turn.

Round 4

Join next colour in any corner space. 3ch (counts as 1st tr) 2tr, 2ch, 3tr in same space to form corner. 3 tr in the next 2 spaces. *3tr, 2ch, 3tr in next corner space, 3tr in the next 2 spaces.* Repeat from * to * twice more. ss into 3rd chain of starting 3ch to join. Fasten off. Turn.

Subsequent Rounds

These are worked in the same way as round 4, but there will be an additional set of 3tr on the sides for each round. Remember to fasten off and turn after each round.

Crochet Instructions (Single colour squares)

Round 1

Using 4mm hook and 1st colour, 3ch, ss into 1st ch to form a loop and 3ch (counts as 1st tr). 2tr into loop. *2ch, 3tr into loop.* Repeat from * to * twice more. 2ch, ss into 3rd ch of starting ch to join. Turn.

Round 2

3ch, 2tr, 2ch, 3tr in same space to form corner. *3tr, 2ch, 3tr in next corner space.* Repeat from * to * twice more. ss into 3rd chain of starting 3ch to join. Turn.

Round 3

3ch, 2tr into space. *3tr, 2ch, 3tr in next corner space, 3tr into next space.* Repeat from * to * twice more. 3tr, 2ch, 3tr into last corner space, ss into 3rd ch of starting 3ch to join. Turn.

Round 4

3ch, 2tr in same space. *3tr, 2ch, 3tr into corner space, 3tr in next two spaces.* Repeat from * to * twice more. 3tr, 2ch, 3tr into next corner space, 3tr into next space, ss into 3rd ch of starting 3ch to join. Turn.

Subsequent Rounds

These are worked in the same way as round 4, but there will be an additional set of 3tr on the sides for each round. Remember to turn after each round.